


Sr. No.	Description	Unit	Rate (Rs.)		Ref. Tech. Specs.
			Labour	Composite	
<b>FOUNDATION FOR BUILDINGS INCLUDING RAFTS, BRIDGES, WEIRS, APRONS, CULVERTS AND DRAINS</b>					
5-1	Dry ramming brick/ stone ballast 1-1/2" to 2" (40mm to 50mm) gauge	Cu.m. Cu.ft.	549.00 15.55	1656.55 46.90	5.2
5-2	Providing and laying plain hand mixed cement concrete using brick/ Stone ballast 1-1/2" to 2" (40mm to 50mm) with Local sand in foundation and plinth including leveling, compacting and curing.				5.3 5.3.2.4
a)	1 : 3 : 6	Cu.m. Cu.ft.	1090.40 30.90	4912.65 139.15	
b)	1 : 4 : 8	Cu.m. Cu.ft.	1090.40 30.90	4348.80 123.15	
c)	1 : 5 : 10	Cu.m. Cu.ft.	1090.40 30.90	4001.25 113.30	
d)	1 : 6 : 12	Cu.m. Cu.ft.	1090.40 30.90	3653.75 103.50	
5-3	Extra labour charges on item No. 5-2 above for sedimentation tank or filter beds of Public Health engineering works				5.3 5.3.2.4
a)	In bed	Cu.m. Cu.ft.	381.25 10.80	- -	
b)	On slope	Cu.m. Cu.ft.	533.75 15.10	- -	
5-4	Providing and laying plain hand mixed cement concrete using local sand and crushed aggregate having maximum size upto 1-1/2" (38mm) & down gauge in foundation and plinth including leveling, compacting & curing.				5.3.2.4
a)	1 : 3 : 6	Cu.m. Cu.ft.	1090.40 30.90	4779.80 135.35	
b)	1 : 4 : 8	Cu.m. Cu.ft.	1090.40 30.90	4213.00 119.30	
c)	1 : 5 : 10	Cu.m. Cu.ft.	1090.40 30.90	3864.00 109.45	
d)	1 : 6 : 12	Cu.m. Cu.ft.	1090.40 30.90	3521.00 99.70	
5-5	Providing and laying plain machine mixed cement concrete using Lawrencepur sand and crushed aggregate having maximum size upto 1-1/2" (38mm) & down gauge in foundation including levelling, compacting and curing.				5.3.2.4
a)	1 : 2 : 4	Cu.m. Cu.ft.	895.95 25.35	6809.00 192.85	
b)	1 : 3 : 6	Cu.m. Cu.ft.	895.95 25.35	5822.55 164.90	
c)	1 : 4 : 8	Cu.m. Cu.ft.	895.95 25.35	5269.70 149.25	


Sr. No.	Description	Unit	Rate (Rs.)		Ref. Tech. Specs.
			Labour	Composite	
d)	1 : 5 : 10	Cu.m.	895.95	4955.30	5.3.2.4
		Cu.ft.	25.35	140.35	
e)	1 : 6 : 12	Cu.m.	895.95	4606.35	
		Cu.ft.	25.35	130.45	
5-6	Extra for item 5-5 above if crushed aggregate (Margalla) having maximum size upto 1-1/2" (37mm) & down gauge is used instead of locally available crushed aggregate.				
a)	1 : 2 : 4	Cu.m.	-	1615.95	
		Cu.ft.	-	45.75	
b)	1 : 3 : 6	Cu.m.	-	1691.10	
		Cu.ft.	-	47.90	
c)	1 : 4 : 8	Cu.m.	-	1728.70	
		Cu.ft.	-	48.95	
d)	1 : 5 : 10	Cu.m.	-	1766.25	
		Cu.ft.	-	50.00	
e)	1 : 6 : 12	Cu.m.	-	1785.05	
		Cu.ft.	-	50.55	
5-7	Deduct for item 5-5 above if Local sand is used instead of Lawrencepur sand				
a)	1 : 2 : 4	Cu.m.	-	855.40	
		Cu.ft.	-	24.25	
b)	1 : 3 : 6	Cu.m.	-	895.20	
		Cu.ft.	-	25.35	
c)	1 : 4 : 8	Cu.m.	-	915.10	
		Cu.ft.	-	25.90	
d)	1 : 5 : 10	Cu.m.	-	935.00	
		Cu.ft.	-	26.50	
e)	1 : 6 : 12	Cu.m.	-	954.90	
		Cu.ft.	-	27.05	
5-8	Providing and laying cement concrete using Lawrencepur sand and crushed aggregate 3/4" (19mm) & down gauge in foundation including leveling, compacting and curing.				
a)	1 : 1 : 2	Cu.m.	895.95	9488.65	
		Cu.ft.	25.35	268.70	
b)	1 : 1.5 : 3	Cu.m.	895.95	7838.85	
		Cu.ft.	25.35	222.00	
c)	1 : 2 : 4	Cu.m.	895.95	6971.65	
		Cu.ft.	25.35	197.45	
d)	1 : 3 : 6	Cu.m.	895.95	5865.90	
		Cu.ft.	25.35	166.15	
e)	1 : 4 : 8	Cu.m.	895.95	5321.85	
		Cu.ft.	25.35	150.70	



Sr. No.	Description	Unit	Rate (Rs.)		Ref. Tech. Specs.
			Labour	Composite	
5-9	Extra for item 5-8 above if Margalla crushed aggregate having maximum size upto 3/4" (19mm) & down gauge is used instead of locally available crushed aggregate.				5.3
a)	1 : 1 : 2	Cu.m. Cu.ft.	- -	1446.85 41.00	
b)	1 : 1.5 : 3	Cu.m. Cu.ft.	- -	1578.35 44.70	
c)	1 : 2 : 4	Cu.m. Cu.ft.	- -	1653.50 46.85	
d)	1 : 3 : 6	Cu.m. Cu.ft.	- -	1728.70 48.95	
e)	1 : 4 : 8	Cu.m. Cu.ft.	- -	1785.05 50.55	
5-10	Deduct for item 5-8 above if Local sand is used instead of Lawrencepur sand.				5.3
a)	1 : 1 : 2	Cu.m. Cu.ft.	- -	775.85 21.95	
b)	1 : 1.5 : 3	Cu.m. Cu.ft.	- -	835.50 23.65	
c)	1 : 2 : 4	Cu.m. Cu.ft.	- -	875.30 24.80	
d)	1 : 3 : 6	Cu.m. Cu.ft.	- -	915.10 25.90	
e)	1 : 4 : 8	Cu.m. Cu.ft.	- -	935.00 26.50	
5-11	Providing and laying in situ cement concrete using Lawrencepur sand and crushed aggregate having maximum size upto 1-1/2" (38mm) and down gauge in foundation including formwork and its removal, compaction and curing				5.3 5.5
a)	1 : 2 : 4	Cu.m. Cu.ft.	987.45 27.95	7181.10 203.35	
b)	1 : 3 : 6	Cu.m. Cu.ft.	987.45 27.95	6194.65 175.45	
c)	1 : 4 : 8	Cu.m. Cu.ft.	987.45 27.95	5641.80 159.80	
d)	1 : 5 : 10	Cu.m. Cu.ft.	987.45 27.95	5327.40 150.90	
e)	1 : 6 : 12	Cu.m. Cu.ft.	987.45 27.95	4978.45 141.00	



Sr. No.	Description	Unit	Rate (Rs.)		Ref. Tech. Specs.
			Labour	Composite	
5-12	Providing and laying in situ cement concrete using Lawrencepur sand and crushed aggregate having maximum size upto 3/4" (19mm) and down gauge in foundation including formwork using wooden braces and without wall ties, compaction, curing and removal of formwork				5.3 5.5
a)	1 : 2 : 4	Cu.m. Cu.ft.	987.45 27.95	7259.15 205.60	
b)	1 : 3 : 6	Cu.m. Cu.ft.	987.45 27.95	6238.00 176.65	
c)	1 : 4 : 8	Cu.m. Cu.ft.	987.45 27.95	5693.95 161.25	
d)	1 : 5 : 10	Cu.m. Cu.ft.	987.45 27.95	9860.75 279.25	
e)	1 : 6 : 12	Cu.m. Cu.ft.	987.45 27.95	9860.75 279.25	
<b>WALLS AND PIERS</b>					
5-13	Providing & laying in situ cement concrete in wall and piers etc, upto 9" (225mm) in thickness using Lawrencepur sand & crushed aggregate 3/4" (19mm) & down gauge including compacting, curing, cost of formwork and its removal in basement and ground floor				5.3 5.5
a)	1 : 1 : 2	Cu.m. Cu.ft.	916.55 25.95	11467.35 324.75	
b)	1 : 1.5 : 3	Cu.m. Cu.ft.	916.55 25.95	9817.55 278.05	
c)	1 : 2 : 4	Cu.m. Cu.ft.	916.55 25.95	8865.70 251.10	
d)	1 : 3 : 6	Cu.m. Cu.ft.	916.55 25.95	7844.60 222.15	
e)	1 : 4 : 8	Cu.m. Cu.ft.	916.55 25.95	7300.50 206.75	
f)	Extra for first floor	Cu.m. Cu.ft.	91.65 2.60	322.55 9.15	
g)	Extra for work in every additional floor above first floor	Cu.m. Cu.ft.	68.75 1.95	241.90 6.85	
5-14	Same as in Item 5 -7 but in walls and piers above 9" to 18" (225mm to 450mm) in thickness.				5.3 5.5
a)	1 : 1 : 2	Cu.m. Cu.ft.	916.55 25.95	10379.50 293.95	
b)	1 : 1.5 : 3	Cu.m. Cu.ft.	916.55 25.95	8729.70 247.25	
c)	1 : 2 : 4	Cu.m. Cu.ft.	916.55 25.95	7777.90 220.25	

Sr. No.	Description	Unit	Rate (Rs.)		Ref. Tech. Specs.	
			Labour	Composite		
d)	1 : 3 : 6	Cu.m.	916.55	6756.75		
		Cu.ft.	25.95	191.35		
e)	1 : 4 : 8	Cu.m.	916.55	6212.70		
		Cu.ft.	25.95	175.95		
f)	Extra for first floor	Cu.m.	91.65	213.75		
		Cu.ft.	2.60	6.05		
g)	Extra for every additional floor above first floor	Cu.m.	68.75	160.30		
		Cu.ft.	1.95	4.55		
						
5-15	<b>COLUMNS AND PILLARS</b> Providing and laying in situ cement concrete using Lawrencepur sand and crushed aggregate 3/4" (19mm) and down gauge in pillars and columns of any shape in super structure including compacting, curing, cost of form-work & its removal in basement and ground floor.					5.3 5.4 5.5
a)	1 : 1 : 2	Cu.m.	916.55	12230.05		
		Cu.ft.	25.95	346.35		
b)	1 : 1.5 : 3	Cu.m.	916.55	10580.25		
		Cu.ft.	25.95	299.65		
c)	1 : 2 : 4	Cu.m.	916.55	9628.45		
		Cu.ft.	25.95	272.70		
d)	1 : 3 : 6	Cu.m.	916.55	8607.35		
		Cu.ft.	25.95	243.75		
f)	Extra for first floor	Cu.m.	68.75	213.75		
		Cu.ft.	1.95	6.05		
g)	Extra for minarets of mosque	Cu.m.	91.65	160.30		
		Cu.ft.	2.60	4.55		
<b>BEAMS, SLABS AND LINTELS</b>						
5-16 a)	Providing and laying 1:2:4 cement concrete using Lawrencepur sand and crushed aggregate 3/4" (19mm) and down gauge in beams, lintels and cantilevers of required shape or section including formwork and its removal compacting and curing in basement and ground floor.	Cu.m.	916.55	9309.20	5.3 5.4 5.5	
		Cu.ft.	25.95	263.65		
b)	Extra for first floor	Cu.m.	91.65	366.90		
		Cu.ft.	2.60	10.40		
c)	Extra for every additional floor above first floor	Cu.m.	68.75	382.95		
		Cu.ft.	1.95	10.85		

Sr. No.	Description	Unit	Rate (Rs.)		Ref. Tech. Specs.
			Labour	Composite	
5-17	Providing and laying 1:2:4 cement concrete using Lawrencepur sand and crushed aggregate 3/4" (19mm) and down gauge in slabs including formwork and its removal, compacting and curing				5.3 5.5
a)	Upto 6" (150 mm) thickness				
i)	In basement, plinth and ground floor	Cu.m. Cu.ft.	916.55 25.95	9578.15 271.25	
ii)	Extra for first floor	Cu.m. Cu.ft.	91.65 2.60	393.80 11.15	
iii)	Extra for work in every additional floor above first floor	Cu.m. Cu.ft.	68.75 1.95	295.35 8.35	
iv)	Extra for sloping roofs for slope more than 15 degrees	Cu.m. Cu.ft.	45.85 1.30	196.90 5.60	
b)	Above 6" (150 mm) upto 12" (300 mm) thickness				
i)	In basement, plinth and ground floor	Cu.m. Cu.ft.	916.55 25.95	9658.70 273.55	
ii)	Extra for first floor	Cu.m. Cu.ft.	91.65 2.60	401.85 11.40	
iii)	Extra for every additional floor above first floor	Cu.m. Cu.ft.	68.75 1.95	301.40 8.55	
iv)	Extra for sloping roofs for slope more than 15 degrees	Cu.m. Cu.ft.	45.85 1.30	202.65 5.75	
c)	Above 12" (300 mm) thickness				
i)	In basement, plinth and ground floor	Cu.m. Cu.ft.	916.55 25.95	11635.40 329.50	
ii)	Extra for first floor	Cu.m. Cu.ft.	91.65 2.60	711.30 20.15	
iii)	Extra for every additional floor above first floor	Cu.m. Cu.ft.	68.75 1.95	533.50 15.10	
iv)	Extra for sloping roofs for slope more than 15 degrees	Cu.m. Cu.ft.	45.85 1.30	301.50 8.55	
5-18	Providing and laying 1:2:4 cement concrete using Lawrencepur sand and crushed aggregate 3/4" (19mm) and down gauge in barrel type shell roof upto 4" (100mm) in thickness including formwork and its removal, compacting & curing				
i)	In Ground Floor	Cu.m. Cu.ft.	1944.40 55.05	14076.45 398.65	
ii)	Extra for first floor	Cu.m. Cu.ft.	194.45 5.50	649.15 18.40	
iii)	Extra for every additional floor above first floor	Cu.m. Cu.ft.	145.85 4.15	486.90 13.80	

Sr. No.	Description	Unit	Rate (Rs.)		Ref. Tech. Specs.
			Labour	Composite	
<b>ARCHES AND ORNAMENTAL WORK</b>					
5-19	Providing and laying in situ cement concrete using Lawrencepur sand and crushed aggregate 3/4" (19mm) and down gauge in arches with spandrels, in basement and ground floor including compacting, curing, cost of formwork and its removal				5.3 5.5
a)	1 : 1 : 2	Cu.m. Cu.ft.	916.55 25.95	12193.85 345.35	
b)	1 : 1.5 : 3	Cu.m. Cu.ft.	916.55 25.95	10544.05 298.60	
c)	1 : 2 : 4	Cu.m. Cu.ft.	916.55 25.95	9592.20 271.65	
d)	1 : 3 : 6	Cu.m. Cu.ft.	916.55 25.95	8571.10 242.75	
e)	Extra for first floor	Cu.m. Cu.ft.	91.65 2.60	395.20 11.20	
f)	Extra for every additional floor above first floor	Cu.m. Cu.ft.	68.75 1.95	296.40 8.40	
<b>BALCONY, SUN SHADES, PARAPETS, EAVE BOARDS AND STAIRS</b>					
5-20	a) Providing and laying 1:2:4 cement concrete using Lawrencepur sand and crushed aggregate 3/4" (19mm) and down gauge in balustrade of stairs or balcony, sun breakers, sun shades, parapets and eave boards upto 3" (75 mm) of required shape or section including formwork & its removal, compacting and curing in basement and ground floor.	Cu.m. Cu.ft.	916.55 25.95	11042.50 312.75	5.3 5.5
b)	Extra for first floor	Cu.m. Cu.ft.	91.65 2.60	540.20 15.30	
c)	Extra for every additional floor above first floor	Cu.m. Cu.ft.	68.75 1.95	405.15 11.45	
5-21	a) Providing and laying 1:2:4 cement concrete using Lawrencepur sand and crushed aggregate 3/4" (19mm) & down gauge in stairs of any shape or section including formwork & its removal, compacting and curing in basement and ground floor.	Cu.m. Cu.ft.	916.55 25.95	9021.65 255.50	5.3 5.5
b)	Extra for first floor	Cu.m. Cu.ft.	91.65 2.60	338.15 9.60	
c)	Extra for every additional floor above first floor	Cu.m. Cu.ft.	68.75 1.95	253.60 7.20	

Sr. No.	Description	Unit	Rate (Rs.)		Ref. Tech. Specs.
			Labour	Composite	
<b>UNDER GROUND/ OVERHEAD TANKS</b>					
5-22	Providing and laying 1:2:4 cement concrete using Lawrencepur sand and crushed aggregate 3/4" (19mm) and down gauge in underground tank, septic tank and underground drain including formwork and its removal, compacting and curing.				5.3 5.5
a)	Foundation and floor slab	Cu.m. Cu.ft.	916.55 25.95	7153.55 202.60	
b)	Walls	Cu.m. Cu.ft.	916.55 25.95	7777.90 220.25	
c)	Top slab upto 6" (150 mm) thick	Cu.m. Cu.ft.	916.55 25.95	9578.15 271.25	
5-23	Providing and laying 1:2:4 cement concrete using Lawrencepur sand and crushed aggregate 3/4" (19mm) and down gauge in overhead water tanks and silos at a height of 10m (32.8' ) above ground level including formwork and its removal, compacting and curing.				5.3 5.5
a)	Column footing	Cu.m. Cu.ft.	916.55 25.95	7153.55 202.60	
b)	Columns and braces	Cu.m. Cu.ft.	1755.30 49.70	10422.25 295.15	
c)	Beams	Cu.m. Cu.ft.	1755.30 49.70	10799.70 305.85	
d)	Walls	Cu.m. Cu.ft.	916.55 25.95	9094.45 257.55	
e)	Bottom slab	Cu.m. Cu.ft.	1755.30 49.70	10968.05 310.60	
f)	Top slab	Cu.m. Cu.ft.	1755.30 49.70	11856.40 335.80	
g)	Extra for every additional height of 3 ft. (1 m) or part thereof above Item 5-23 (a to f)	Cu.m. Cu.ft.	183.00 5.20	183.00 5.20	
h)	Deduction for every lesser height of 3 ft (1 m.) or part thereof above Item 5-23 (a to f)	Cu.m. Cu.ft.	164.70 4.65	164.70 4.65	
<b>ADDITIONAL FOR CHANGE IN MIX DESIGN</b>					
5-24	Extra on item 5-16 to 5-18 and 5-20 to 5-23 for cement concrete 1:1.5:3 instead of 1:2:4.	Cu.m. Cu.ft.	- -	951.80 26.95	5.3 5.5
5-25	Extra on item 5-16 to 5-18 and 5-20 to 5-23 for cement concrete 1:1:2 instead of 1:2:4.	Cu.m. Cu.ft.	- -	2601.60 73.70	5.3 5.5




Sr. No.	Description	Unit	Rate (Rs.)		Ref. Tech. Specs.
			Labour	Composite	
<b>MISCELLANEOUS</b>					
5-26	a) Providing and laying 1:2:4 cement concrete using Lawrencepur sand and crushed aggregate 3/4" (19mm) and down gauge in sill and bed plates of required shape or section including formwork and its removal, compacting and curing in basement and ground	Cu.m.	916.55	8467.20	5.3
		Cu.ft.	25.95	239.80	5.5
	b) Providing & laying in situ cement concrete in wall and piers etc,	Cu.m.	91.65	282.70	
		Cu.ft.	2.60	8.00	
	c) Providing & laying in situ cement concrete in wall and piers etc,	Cu.m.	68.75	212.00	
		Cu.ft.	1.95	6.00	
5-27	a) Providing and laying 1:2:4 cement concrete using Lawrencepur sand and crushed aggregate 3/4" (19mm) and down gauge in precast shelves coping, cornices, eave boards, hood, fencing posts and manhole covers etc. including formwork & its removal, compacting and curing in ground floor.	Cu.m.	916.55	8119.75	5.3
		Cu.ft.	25.95	229.95	5.5
	b) Extra for first floor	Cu.m.	91.65	247.95	
		Cu.ft.	2.60	7.00	
	c) Extra for every additional floor above first floor	Cu.m.	68.75	185.95	
		Cu.ft.	1.95	5.25	
5-28	Providing and fixing precast cement concrete jali or louvers upto 2" (50mm) thick in required shape including formwork and its removal, compacting and curing.				5.3 5.5
	a) 1 : 2	Sq.m.	150.95	413.95	
		Sq.ft.	14.05	38.45	
	b) 1 : 3	Sq.m.	150.95	359.80	
		Sq.ft.	14.05	33.45	
	c) 1 : 4	Sq.m.	150.95	326.25	
		Sq.ft.	14.05	30.30	
5-29	Providing and laying light weight concrete using 1 cement 6 cinder or similar material having weight not more than 650 kg/cubic meter including air-entraining agents, formwork, its removal, compacting and curing.	Cu.m.	1170.45	7773.55	5.3
		Cu.ft.	33.15	220.15	5.5
5-30	Extra for providing and using cement other than ordinary portland cement.				
	a) Sulphate resisting cement	Tonne	-	-1866.60	
		Ton	-	-1896.55	
	b) High alumina cement	Tonne	-	-11089.80	
		Ton	-	-11267.80	
	c) Rapid hardening cement	Tonne	-	-768.60	
		Ton	-	-780.95	
5-31	Providing and using any approved accelerating agent in cement concrete.	Kg.	-	323.10	5.3.1.7
		Lb.	-	146.55	
5-32	Providing and using in concrete any approved retarding agent.	Kg.	-	93.00	5.3.1.7
		Lb.	-	42.20	

Sr. No.	Description	Unit	Rate (Rs.)		Ref. Tech. Specs.
			Labour	Composite	
5-33	Providing and using in concrete any approved wetting agent.	Liter	-	239.15	5.3.1.7
		Gallon	-	1085.75	
5-34	Providing and using concrete additives.				
a)	Pudlo or similar	Kg.	-	102.65	
		Lb.	-	46.55	
b)	Pucca kam or similar	Kg.	-	42.25	
		Lb.	-	19.15	
5-35	Providing and applying two coats of hot bitumen (maxphalt 80/100 or equivalent) using 1.22 kg. per sq.metre for first coat and 1.0 kg. per Sq.m. for 2nd coat including cleaning the surface, heating and spraying the asphalt on concrete faces.	Sq.m.	19.35	257.70	
		Sq.ft.	1.80	23.95	
5-36	Forming expansion joints with cork sheet including one coat of bitumen and preparation of surface.				
a)	1/2" (13 mm) thick	Sq.m.	87.70	917.60	
		Sq.ft.	8.15	85.30	
b)	3/4" (19 mm) thick	Sq.m.	87.70	1192.10	
		Sq.ft.	8.15	110.80	
c)	1" (25 mm) thick	Sq.m.	87.70	1878.35	
		Sq.ft.	8.15	174.55	
d)	1-1/2" (37.5 mm) thick	Sq.m.	87.70	2427.35	
		Sq.ft.	8.15	225.60	
e)	2" (50 mm) thick	Sq.m.	87.70	2976.35	
		Sq.ft.	8.15	276.60	
f)	G.I. corrugated sheet of any gauge and thickness	Kg.	87.70	220.25	
		Lb.	39.80	99.90	
5-37	Providing and laying joint sealing compound.	Liter	122.00	491.80	
		Gallon	553.90	2232.75	
5-38	Providing and fixing P.V.C. ribbed waterstop in vertical or horizontal expansion joints including cutting or jointing.				
a)	P.V.C. ribbed water stop 4.5" (114 mm) wide	R.M.	41.70	82.75	
		R.ft.	12.70	25.20	
b)	P.V.C. ribbed water stop 6" (150 mm) wide	R.M.	41.70	253.05	
		R.ft.	12.70	77.15	
c)	P.V.C. ribbed water stop 9" (225 mm) wide	R.M.	41.70	283.25	
		R.ft.	12.70	86.35	
5-39	Drilling and grouting holes upto 3" (75 mm) dia in existing concrete for reinforcement bars.	R.M.	135.75	254.05	
		R.ft.	41.40	77.45	
5-40	Grouting base plates, rails, anchor bolts foundation bolts and anchor frames of guide rails etc.	Sq.m.	335.50	681.40	
		Sq.ft.	31.20	63.35	

Sr. No.	Description	Unit	Rate (Rs.)		Ref. Tech. Specs.
			Labour	Composite	
5-41	Welding (electric) reinforcement with existing bars - joint length 2" to 3" (50mm to 75mm).	Each	6.10	29.30	
5-42	Nicking hard cement concrete surface	Sq.m.	46.45	46.45	
		Sq.ft.	4.30	4.30	
<b>STEEL REINFORCEMENT</b>					
5-43	a) Providing, fabricating and laying Mild steel reinforcement for all kinds of R.C.C work in foundation, plinth and ground floor including the cost of straightening, removal of rust, cutting, bending, binding, wastage and providing such over-laps as are not shown on the drawings. The cost of binding wire and cement concrete spacer blocks or M.S. chairs for binding and holding the reinforcement in position is inclusive upto 15 ft (5m) height	Tonne	5063.00	97578.65	5.4
		Ton	5144.25	99144.80	
b)	Extra on item 5-43 (a) for overhead tanks at a height of 30 ft. (10m)	Tonne	1433.50	1433.50	
		Ton	1456.50	1456.50	
c)	Extra on item 5-43 (a) for every additional height of 3 ft. (1 m) or part thereof above 30 ft. (10 m) upto 50 ft. (15 m) height	Tonne	976.00	976.00	
		Ton	991.65	991.65	
d)	Extra on item 5-43( c) for every additional height of 3 ft. (1 m) or part thereof above 50 ft.(15 m) height	Tonne	488.00	488.00	
		Ton	495.85	495.85	
e)	Deduct for every lesser height of 3 ft. (1 m) or part thereof below 30 ft. (10 m) height on item No.5-43(b)	Tonne	976.00	976.00	
		Ton	991.65	991.65	
f)	Extra for first floor on Item No.5-43(a)	Tonne	1220.00	1220.00	
		Ton	1239.60	1239.60	
g)	Extra for every additional floor above first floor on item No.5-43(f)	Tonne	732.00	732.00	
		Ton	743.75	743.75	
5-44	a) Providing, fabricating and laying deformed Grade 40 steel reinforcement for all kinds of R.C.C work in foundation, plinth and ground floor including the cost of straightening, removal of rust, cutting, bending, binding, wastage and providing such over-laps as are not shown on the drawings. The cost of binding wire and cement concrete spacer blocks or chairs for binding and holding the reinforcement in position is inclusive upto 15 ft. (5m) height	Tonne	5,063	108,383	5.4
		Ton	5,144	110,123	
b)	Extra on item 5-44 (a) for overhead tanks at a height of 30 ft. (10m)	Tonne	1433.50	1433.50	
		Ton	1456.50	1456.50	
c)	Extra on item 5-44 (a) for every additional height of 3 ft. (1 m) or part thereof above 30 ft. (10 m) upto 50 ft. (15 m) height	Tonne	976.00	976.00	
		Ton	991.65	991.65	
d)	Extra on item 5-44( c) for every additional height of 3 ft. (1 m) or part thereof above 50 ft.(15 m) height	Tonne	488.00	488.00	
		Ton	495.85	495.85	
e)	Deduct for every lesser height of 3 ft. (1 m) or part thereof below 30 ft. (10m) height on item No.5-44(b)	Tonne	976.00	976.00	
		Ton	991.65	991.65	
f)	Extra for first floor on Item No.5-44(a)	Tonne	1220.00	1220.00	
		Ton	1239.60	1239.60	

Sr. No.	Description	Unit	Rate (Rs.)		Ref. Tech. Specs.
			Labour	Composite	
g)	Extra for every additional floor above first floor on item No.5-44(f)	Tonne	732.00	732.00	5.7
		Ton	743.75	743.75	
h)	Extra over item 5-44(a) for deformed bars Grade 60 having yield strength equal to 60,000 psi	Tonne	-	3294.00	
		Ton	-	3346.85	
i)	Extra for Tor-steel over item 5-44(a)	Tonne	-	1098.00	
		Ton	-	1115.60	
<b>FOAM CONCRETE</b>					
5-45	Providing and laying concrete using foaming agent similar and of equal quality to foamolight. The proportions, mixing, placing and curing shall be in accordance with the manufacturer's recommendations.				
a)	Dry density 320-400 kg/cu.m. with cement & 2.90 pint foamolight and compressive strength 0.45N/mm2.	Cu.m.	1220.00	6263.10	
		Cu.ft.	34.55	177.35	
b) i)	Dry density 480-560 kg/cu.m. with 1 cement : 1 sand, 3.10 pint. foamolight and compressive strength 0.75N/mm2	Cu.m.	1220.00	7119.00	
		Cu.ft.	34.55	201.60	
ii)	Dry density 640-720 kg/cu.m. with 1 cement : 1 sand, 3.75 pint. foamolight and compressive strength 1.25N/mm2	Cu.m.	1220.00	8762.30	
		Cu.ft.	34.55	248.15	
iii)	Dry density 800-880 kg/cu.m. with 1 cement : 1 sand, 4.20 pint. foamolight and compressive strength 2.75N/mm2	Cu.m.	1220.00	10385.50	
		Cu.ft.	34.55	294.10	
c) i)	Dry density 480-560 kg/cu.m. with 1 cement : 2 sand, 3.10 pint. foamolight and compressive strength 0.50N/mm2	Cu.m.	1220.00	6760.25	
		Cu.ft.	34.55	191.45	
ii)	Dry density 640-720 kg/cu.m. with 1 cement : 2 sand, 3.75 pint. foamolight and compressive strength 0.60N/mm2	Cu.m.	1220.00	8296.35	
		Cu.ft.	34.55	234.95	
iii)	Dry density 800-880 kg/cu.m. with 1 cement : 2 sand, 4.20 pint. foamolight and compressive strength 0.60N/mm2	Cu.m.	1220.00	9788.25	
		Cu.ft.	34.55	277.20	
iv)	Dry density 960-1120 kg/cu.m. with 1 cement : 2 sand, 4.40 pint. foamolight and compressive strength 1.55N/mm2	Cu.m.	1220.00	11664.80	
		Cu.ft.	34.55	330.35	
v)	Dry density 1200-1360 kg/cu.m. with 1 cement : 2 sand, 4.80 pint. foamolight and compressive strength 3.30N/mm2	Cu.m.	1220.00	13907.15	
		Cu.ft.	34.55	393.85	
d) i)	Dry density 800-880 kg/cu.m. with 1 cement : 3 sand, 4.20 pint. foamolight and compressive strength 0.55N/mm2	Cu.m.	1220.00	9519.60	
		Cu.ft.	34.55	269.60	
ii)	Dry density 960-1120 kg/cu.m. with 1 cement : 3 sand, 4.40 pint. foamolight and compressive strength 1.40N/mm2	Cu.m.	1220.00	11306.05	
		Cu.ft.	34.55	320.20	
iii)	Dry density 1200-1360 kg/cu.m. with 1 cement : 3 sand, 4.80 pint. Foamolight and compressive strength 2.50N/mm2	Cu.m.	1220.00	13465.90	
		Cu.ft.	34.55	381.35	

Sr. No.	Description	Unit	Rate (Rs.)		Ref. Tech. Specs.
			Labour	Composite	
<b>PLUM CONCRETE</b>					
5-46	Providing and laying plum concrete using Lawrencepur sand and crushed aggregate 1-1/2"(38mm) & down gauge with 20% stones including levelling, compacting & curing.				
a)	1 : 2 : 4	Cu.m. Cu.ft.	895.95 25.35	5902.10 167.15	
b)	1 : 3 : 6	Cu.m. Cu.ft.	895.95 25.35	5112.95 144.80	
c)	1 : 4 : 8	Cu.m. Cu.ft.	895.95 25.35	4670.65 132.30	
					
5-47	Providing and laying plum concrete using Lawrencepur sand and crushed aggregate 1-1/2" (38 mm) & down gauge with 30% boulders including levelling, compacting and curing.				
a)	1 : 2 : 4	Cu.m. Cu.ft.	895.95 25.35	5258.05 148.90	
b)	1 : 3 : 6	Cu.m. Cu.ft.	895.95 25.35	4567.50 129.35	
c)	1 : 4 : 8	Cu.m. Cu.ft.	895.95 25.35	4180.50 118.40	
5-48	Providing and laying plum concrete using Lawrencepur sand and crushed aggregate 1-1/2" (38 mm) & down gauge with 40% boulders including levelling, compacting and curing.				
a)	1 : 2 : 4	Cu.m. Cu.ft.	895.95 25.35	4751.20 134.55	
b)	1 : 3 : 6	Cu.m. Cu.ft.	895.95 25.35	4159.35 117.80	
c)	1 : 4 : 8	Cu.m. Cu.ft.	895.95 25.35	3827.60 108.40	
5-49	Providing and laying 1:2:4 cement concrete using Lawrencepur sand and crushed aggregate 3/4" (19mm.) and down gauge in plinth band, door band and roof band of required shape or section including formwork and its removal, compacting and curing in basement and ground floor but excluding the cost of reinforcement.				
a)	Plinth band	Cu.m. Cu.ft.	916.55 25.95	9210.55 260.85	
b)	Door band	Cu.m. Cu.ft.	1054.00 29.85	9348.05 264.75	
c)	Roof band	Cu.m. Cu.ft.	1054.00 29.85	9693.45 274.50	
d)	Extra for Item 5-48 b & c above for first floor	Cu.m. Cu.ft.	158.10 4.50	327.90 9.30	
e)	Extra for Item 5-48 b & c for every additional floor above first floor	Cu.m. Cu.ft.	79.05 2.25	251.75 7.15	

Sr. No.	Description	Unit	Rate (Rs.)		Ref. Tech. Specs.
			Labour	Composite	
5-50	Providing and filling Asphalt bitumen mixed with sand at 90 lbs./cu.ft (1441.5kg/cu.m) of sand in expansion joints of roof slab.	Cu.m.	538.50	78386.60	
		Cu.ft.	15.25	2219.75	
5-51	Providing and fixing 4.89 kg/sq.m. aluminium sheet covering of approved shape and design to expansion joints of roof slabs with slotted holes with wooden gutties and screws.	Sq.m.	106.75	1526.55	
		Sq.ft.	9.90	141.85	
5-52	Providing and fixing 4.89 kg/sq.m. aluminium sheet covering of approved shape and design to expansion joints in walls and columns including providing clamps and fixing with screws and raw plugs or wooden gutties including making slotted holes.	Sq.m.	273.50	1925.70	
		Sq.ft.	25.40	178.95	
5-53	Providing and fixing 4.89 kg/sq.m. crimped copper sheet covering strips in vertical joints including punching slotted holes and fixing with wooden gutties or rawl plugs and screws.	Sq.m.	273.50	3133.75	
		Sq.ft.	25.40	291.25	
5-54	Providing and laying 3" x 3" (75mm x 75mm) cement concrete 1:2:4 gola using crushed aggregate at junction of roof slab and wall and finished with 1/4" (6.4mm) thick cement plaster 1:4 including curing.	R.M.	40.05	189.85	
		R.ft.	12.20	57.85	
5-55	Breaking bricks by hand including grading, screening and 3" (75 mm) and down gauge	Cu.m.	183.00	-	
		Cu.ft.	5.20	-	
	1.5" (37 mm) and down gauge	Cu.m.	244.00	-	
		Cu.ft.	6.90	-	
5-56	Breaking stone by hand, grading screening and stacking. 3" (75 mm) and down gauge	Cu.m.	366.00	-	
		Cu.ft.	10.35	-	
	1.5" (37 mm) and down gauge	Cu.m.	488.00	-	
		Cu.ft.	13.80	-	